

Available

Warehouse - Distribution - Flex

40,000

Square Feet - Divisible



**825 Towbin Avenue
Lakewood, NJ**

973-257-0700

leasing@sudlerco.com

sudlerco.com



S U D L E R
REAL ESTATE SINCE 1907

Available

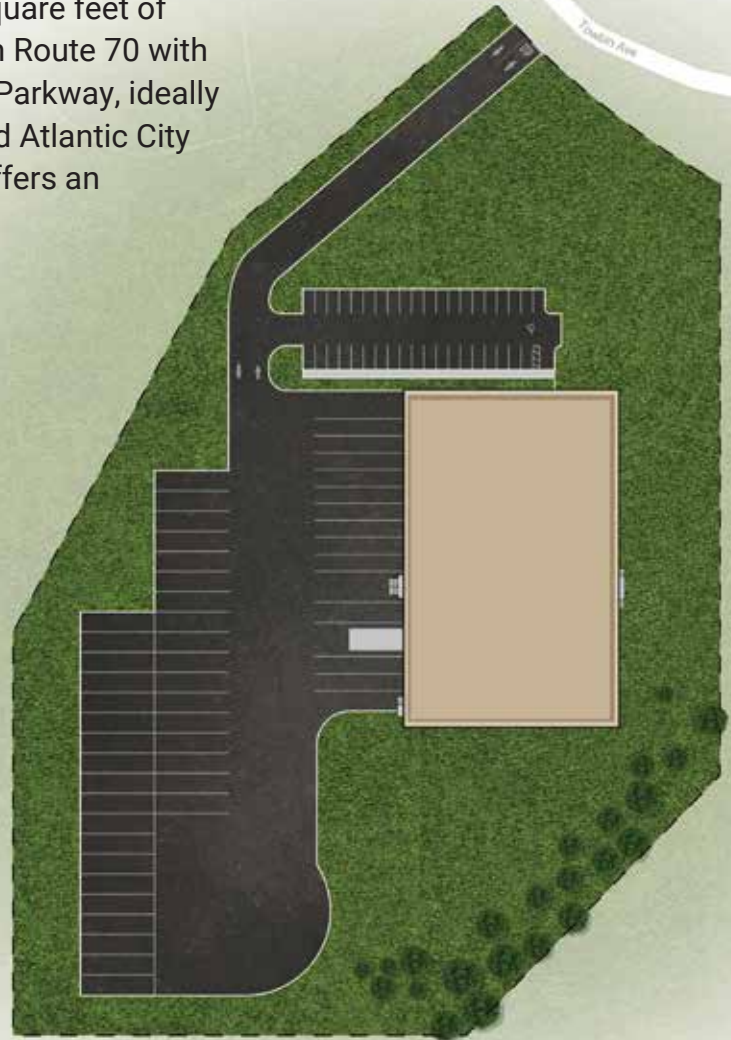
Warehouse / Distribution / Flex

825 Towbin Ave Lakewood, NJ

Lakewood Industrial Park is a 250 acre business park in the New Jersey Shore Region with 1.7 million square feet of industrial and distribution space. Located on Route 70 with full interchange access to the Garden State Parkway, ideally situated between New York, Philadelphia and Atlantic City markets. The Park is located in a UEZ and offers an abundant labor pool.

Specifications:

- Insulated Tilt-Up Panels / Steel Frame
- Clerestory Windows
- ESFR Fire Protection K-25.2
- Roof Single Ply / Solar Rated
- Connected Municipal Water and Sewer
- Floor Slab 6" On Grade
- Natural Gas Available High Pressure
- ADA Barrier Free Compliant
- Dock Doors with Levelers
- 37 Truck Stall Parking
- 40 Car Parking Spaces



245 Green Village Road
Chatham, NJ 07928

973-257-0700

SUDLERCO.COM

7.70

Acre
Lot



40,000 SF (+/-)

48"

Dock
Height

5

9'x10'
Loading
Dock Doors

40'x50'

Bay
Size

1

12'x14'
Drive-in
Doors

29'

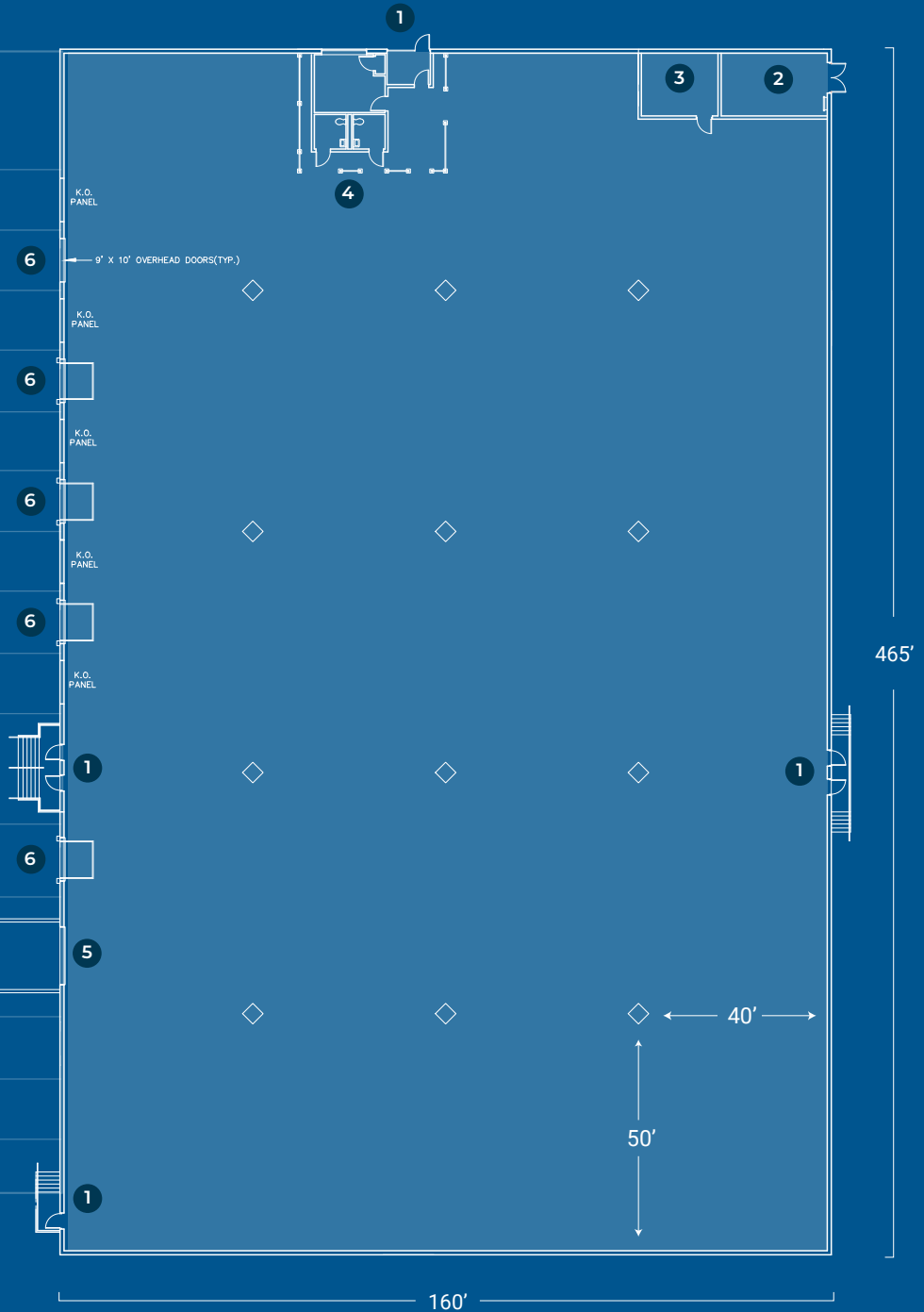
Low Point
Clear Height

40

Car Parking
Spaces

**1200
Amps**

408V 3PH
JCP&L Power



Legend

1. Entrance/Exit 2. Fire Pump Room 3. Electrical Room 4. Bathrooms 5. Drive-In Doors 6. Dock Doors

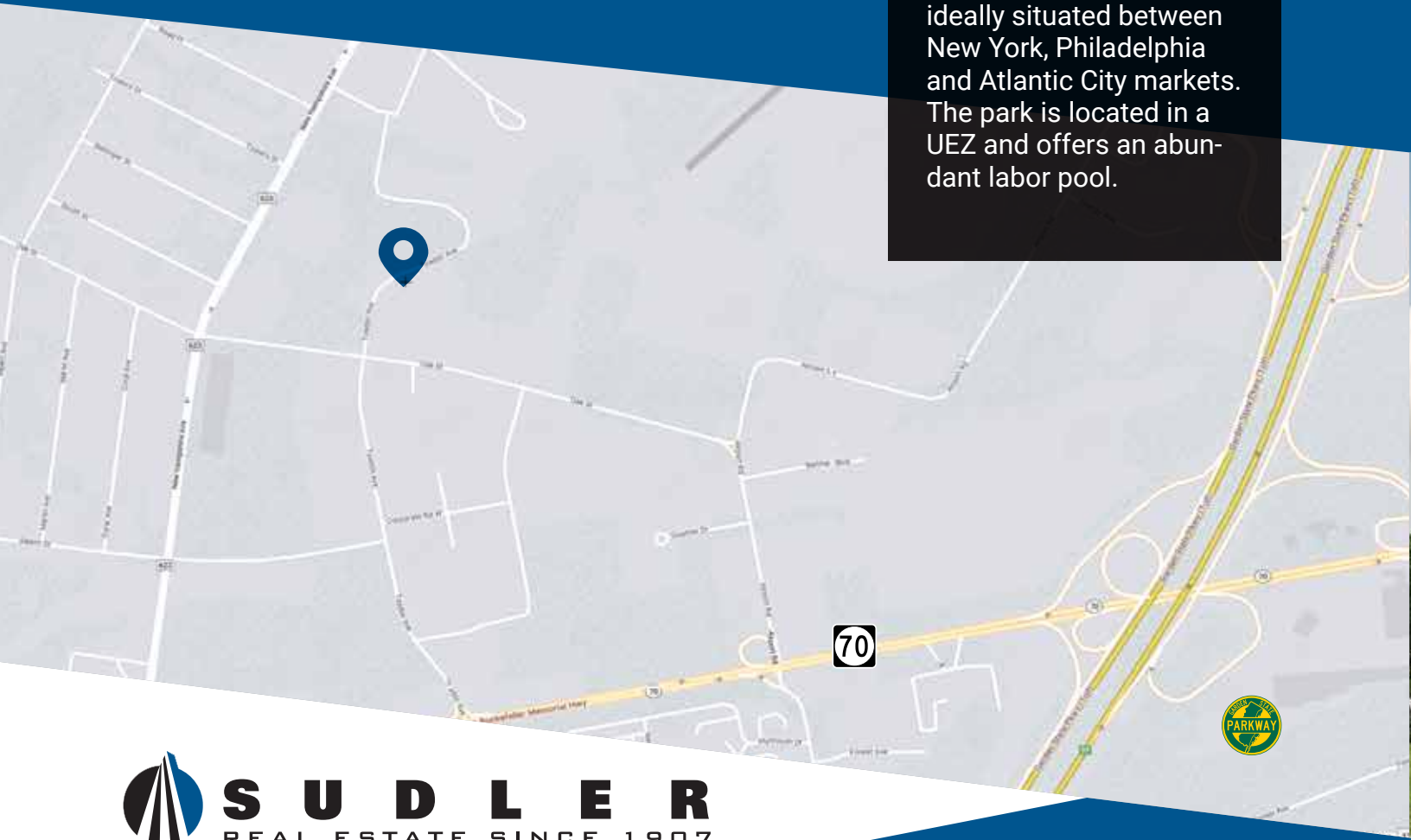
825 Towbin Avenue Lakewood, NJ

40,000 Sq Ft

Warehouse - Distribution - Flex

Route 70 / Garden State Parkway Interchange

Located on Route 70 with full interchange access to the Garden State Parkway, ideally situated between New York, Philadelphia and Atlantic City markets. The park is located in a UEZ and offers an abundant labor pool.



245 Green Village Road
Chatham, NJ 07928

973-257-0700

leasing@sudlerco.com

sudlerco.com

Founded in 1907, The Sudler Companies is a family owned and operated business with a large portfolio of real estate in the industrial, commercial and multi-family sectors. Headquartered in Chatham, New Jersey the Sudler Companies own and manage over 9 million square feet of commercial real estate in New Jersey, California, Florida, Pennsylvania, and several other states. Additionally, Sudler entities are invested in over 50 multi-family properties throughout the United States.